


How to Use the Auto Pay Machines

1. Insert your ticket with the arrow facing up (^)




2. Insert your form of payment

Credit Cards – Insert your credit card, and then pull it back out. The back of the card should face up, with the magstripe on the right.


We accept Visa, Master, Discover and Amex Cards at our Auto Pay Machine

Cash & Coins - The Auto Pay Machine accepts both cash and coin and will dispense change. Auto Pay Machines cannot take \$50 or \$100 bill(s).




How to Use the Auto Pay Machines

3. If you want a receipt, **press the green receipt button** after payment



4. **A receipt will print.** Take any change that may have been dispensed.



Questions or concerns? Simply press the intercom button and someone will promptly respond.

